

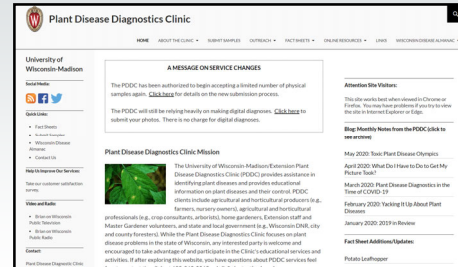
2020 Responding to Horticulture Inquiries

UW-Madison Diagnostic Services

Brian D. Hudelson
Department of Plant Pathology
University of Wisconsin-Madison/Extension



Diagnostic Services Plant Disease Diagnostics Clinic



<https://pddc.wisc.edu/>

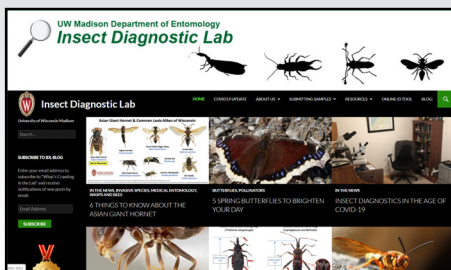
Diagnostic Services Plant Disease Diagnostics Clinic

- **Focus: Plant Diseases (non-turf)**
- **Contacts**
 - Brian Hudelson
 - Sue Lueloff
- **Contact Info**
 - pddc@wisc.edu
 - (608) 262-2863

Diagnostic Services Plant Disease Diagnostics Clinic

- **Samples**
 - Digital photos (for prescreening)
 - Plant specimens (upon request)
- **Response Types**
 - Email
 - Phone calls (critical diagnoses)
- **Fees: \$20-50 for most samples**

Diagnostic Services Insect Diagnostic Lab



<https://insectlab.russell.wisc.edu/>

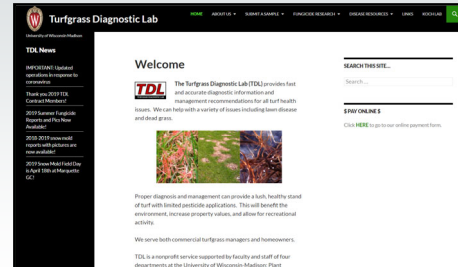
Diagnostic Services Insect Diagnostic Lab

- **Focus: Insects**
- **Contact: PJ Liesch**
- **Contact Info**
 - pliesch@wisc.edu
 - (608) 262-6510

Diagnostic Services Insect Diagnostic Lab

- **Samples**
 - Digital photos (for prescreening)
 - Insect/plant specimens (upon request)
- **Response Types**
 - Phone call
 - Email
 - Written report (on request)
- **Fees: None**
(except \$5 for two-lined chestnut borer)

Diagnostic Services Turf Diagnostic Lab



<https://tdl.wisc.edu/>


Diagnostic Services Turf Diagnostic Lab

- **Focus: Anything turf-related**
 - Diseases
 - Insects
 - Weeds
- **Contact: Kurt Hockemeyer**
- **Contact Info**
 - hockemeyer@wisc.edu
 - (608) 845-2535

Diagnostic Services Turf Diagnostic Lab

- **Samples**
 - Digital photos (for prescreening)
 - Plant/insect/weed specimens (upon request)
- **Response Types**
 - Phone call/email
 - Written report (on request)
 - Site visit (on request after sample submission)
- **Fees: \$20 - \$250**

Diagnostic Services Soil and Forage Lab



<https://uwlabs.soils.wisc.edu/>

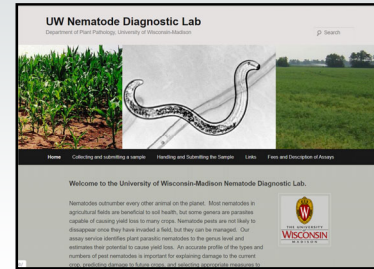
Diagnostic Services Soil and Forage Lab

- **Focus: Soil/plant tissue nutrient/pH testing**
- **Contact: Andrew Stammer**
- **Contact Info**
 - soil-lab@mailplus.wisc.edu
 - (715) 387-2523

Diagnostic Services Soil and Forage Lab

- **Samples**
 - Soil
 - Plant tissue (leaves, needles, stems)
- **Response Types: Written report**
- **Fees: \$15+**

Diagnostic Services UW Nematode Diagnostic Lab



<http://labs.russell.wisc.edu/uw-nematode-diagnostic-lab/>

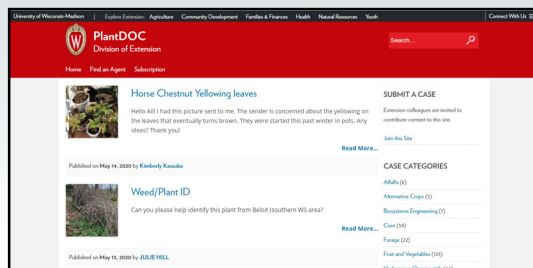
Diagnostic Services UW Nematode Diagnostic Lab

- **Focus: Plant pathogenic nematodes**
- **Contact: Ann MacGuidwin**
- **Contact Info**
 - aemacgui@wisc.edu
 - (608) 263-6131

Diagnostic Services UW Nematode Diagnostic Lab

- **Samples**
 - Contact Ann via email prior to submission
 - Soil
 - Plant roots
- **Response Types**
 - Email
 - Written report (on request)
- **Fees: \$20+**

Diagnostic Services PlantDOC



<https://plantdoc.extension.wisc.edu/>

Diagnostic Services PlantDOC

- **Focus: Agricultural/horticultural questions**
 - General culture
 - Insects
 - Diseases
 - Weeds
- **Contact: Joe Lauer**
- **Contact Info**
 - jglauer@wisc.edu
 - (608) 263-7438

Diagnostic Services
PlantDOC

- **Samples**
 - Photos
 - Written descriptions
- **Response Types**
 - Online written responses
 - Archived responses
- **Fees: None**
- **Note: Requires authorization to post**